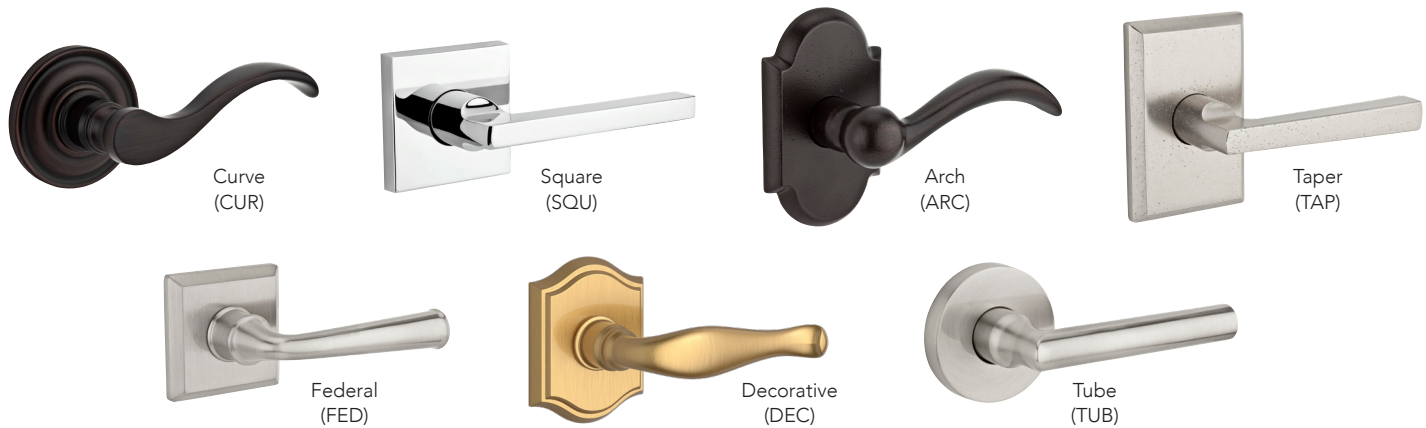


# BALDWIN®



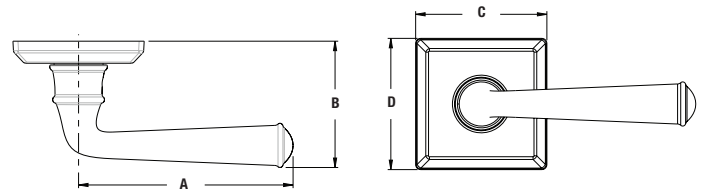
RESERVE™  
LEVERS

# LEVERS



## LEVER SPECIFICATIONS

Door Preparation	2-1/8" cross bore. 1" edge bore for latch.
Door Thickness	1-3/8" to 2" standard. Thick door optional for doors up to 2-1/2".
Cylinder	Baldwin 5-pin C-Keyway.
Backset	Adjustable 2-3/8" or 2-3/4".
Front & Latch	Square Corner Adjustable (SL) standard. Round Corner (RL), Drive In (DL), or 6 Way Adjustable (6L) optional.
Strike	Square Corner (SS) standard. Round Corner (RS), or Dual Strike (DS) optional. Extended Lip strike shipped with all thick door locks (ES).
Latch Bolt	1/2" passage/privacy/entry function bolt.
Handing	With exception to half dummy function, all levers are reversible for right or left hand doors.
ANSI/BHMA	Tested to exceed ANSI/BHMA Grade 2 security.
ADA	Passage levers meet ADA requirements.
UL	20-minute certified UL option available.



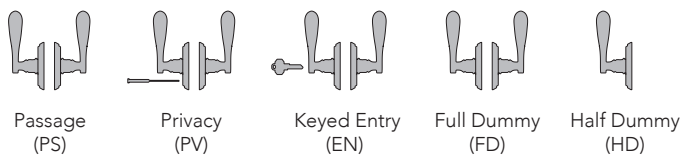
## LEVER DIMENSIONS

	CUR	DEC	FED	SQU	TUB	ARC	TAP
A	3-31/32"	4-1/4"	4-1/4"	4-1/4"	4-1/4"	4-1/2"	4-1/4"
B	2-17/32"	2-3/4"	2-1/2"	2-3/8"	2-9/32"	2-9/16"	2-7/16"
B (Keyed)	2-13/32"	2-9/16"	2-9/16"	2-3/16"	2-3/16"	2-3/8"	2-1/4"

## ROSE DIMENSIONS

	TAR	TRR	TSR	CFR	CRR	CSR	RAR	RSR
C	2-21/32"	2-9/16"	2-19/32"	2-9/16"	2-9/16"	2-9/16"	2-11/16"	2-5/8"
D	3-7/16"	2-9/16"	2-19/32"	5"	2-9/16"	2-9/16"	4-1/2"	4"

## FUNCTIONS



## FINISH AVAILABILITY

	003	004	055	112	150	152	190	260	481	492
CUR	•	•	•	•	•	•	•	•		
DEC	•	•	•	•	•	•	•	•		
FED	•	•	•	•	•	•	•	•		
SQU		•	•	•	•		•	•		
TUB		•	•	•	•		•	•		
ARC									•	•
TAP									•	•

## FINISHES



LIMITED LIFETIME MECHANICAL • 25-YEAR FINISH WARRANTY