


BALDWIN®



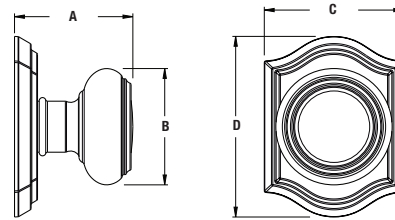
RESERVE™
KNOBS

KNOBS



KNOB SPECIFICATIONS

Door Preparation	2-1/8" cross bore. 1" edge bore for latch.
Door Thickness	1-3/8" to 2" standard. Thick door kits available for doors up to 2-1/2".
Cylinder	Baldwin 5-pin C-Keyway.
Backset	Adjustable 2-3/8" or 2-3/4".
Front & Latch	Square Corner Adjustable (SL) standard. Round Corner (RL), Drive In (DL), or 6 Way Adjustable (6L) optional.
Strike	Square Corner (SS) standard. Round Corner (RS), or Dual Strike (DS) optional. Extended Lip strike shipped with all thick door locks (ES).
Latch Bolt	1/2" passage/privacy/entry function bolt.
Handing	Handing not required.
ANSI/BHMA	Tested to exceed ANSI/BHMA Grade 2 security.
ADA	N/A
UL	20-minute certified UL option available.



KNOB DIMENSIONS

	CRY	CCY	ELL	ROU	TRA	CON	RUS
A	2-29/32"	2-11/16"	2-11/32"	2-7/32"	2-1/4"	2-5/32"	2-7/32"
A (Keyed)	N/A	N/A	2-3/16"	2-3/16"	2-3/16"	2-3/16"	2-3/16"
B	2-3/16"	2-11/32"	2-7/16"	2-3/16"	2-7/32"	2-11/32"	2-11/32"

ROSE DIMENSIONS

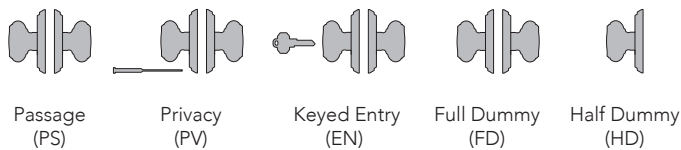
	TAR	TRR	TSR	CFR	CRR	CSR	RAR	RSR
C	2-21/32"	2-9/16"	2-19/32"	2-9/16"	2-9/16"	2-9/16"	2-11/16"	2-5/8"
D	3-7/16"	2-9/16"	2-19/32"	5"	2-9/16"	2-9/16"	4-1/2"	4"

FINISH AVAILABILITY

	003	044	055	112	150	152	190	260	481	492
CCY		•	•	•	•		•	•		
CRY	•	•	•	•	•	•	•	•		
ELL	•	•	•	•	•	•	•	•		
ROU	•	•	•	•	•	•	•	•		
TRA	•	•	•	•	•	•	•	•		
CON		•	•	•	•		•	•		
RUS									•	•

LIMITED LIFETIME MECHANICAL • 25-YEAR FINISH WARRANTY

FUNCTIONS



FINISHES

