



# BALDWIN®

TREND & DESIGN LOOKBOOK

## MIXING METAL FINISHES

*Featuring our Newest Bespoke Mixed-Metal Collection*



# *Table of* CONTENTS



## A NEW LOOK AT A LONG STANDING TREND

- 05 Trend Guide
- 06 Introducing the New  
Bespoke Mixed-Metal Collection
- 15 How to Order
- 19 Product Details

# More Than a Trend

"We look to the past to inform the present as design history tells you very specifically what has stood the test of time and what should be avoided. Mixed metals are CLASSIC and it's hilarious that anyone thinks otherwise. The Egyptians, Greeks, Mayan, and Japanese cultures all have a long standing history of the use of mixed metals. Furthermore, the constraints on manufacturing and materials during WWII aided in the use of mixed metals during the Deco period which proved to be one of the most interesting "graphic" modern styles to date. Mixed metals are a tried and true way of adding personality, contrast, uniqueness, and customization to a home."



Design Authority Member,  
Nicholas Moriarty

Featuring L030 in M06








R035 Rose in 044 with 5023 Knob in 102

Mixing metals can be approached in various ways—try customizing an exclusive, one-of-a-kind design by selecting à la carte pieces from our Estate collection.



Small Vertical Rim Lock in 190 and Nashville 2" Knob in 031





## *The Collection*

The Bespoke Mixed-Metal collection is a celebration of artistry and innovation, offering designers and homeowners the ability to create hardware as distinctive as their vision. With a carefully curated selection of SKUs, this collection allows for seamless customization by mixing and matching from a selection of 14 Baldwin Estate finishes—delivering a level of personalization that is both sophisticated and unparalleled.

Spanning across door hardware, cabinet hardware, and statement pieces, the Bespoke Mixed-Metal Experience brings elevated design to every touchpoint in the home. Whether embracing bold contrast or subtle tonal variations, this collection redefines the way hardware is curated, ensuring each piece is as timeless as it is unique.



Gramercy 10" Door Pull in MCK



Gramercy Mortise Trim in MLD










4624.MMD.BIN

## *Customize. Coordinate. Create.*

Tailor your cabinet hardware to seamlessly complement your lighting, appliances, plumbing, or accessories—transforming it into a true statement piece. Thoughtfully curated finishes and designs turn everyday hardware into a work of art for your cabinetry.



4623.MNM.BIN



4625.MDN.BIN





Ornamental Cremone Bolts in M02 with 5057 knob in 190

## *New Phase for Baldwin*

This collection signals Baldwin Hardware's next evolution in luxury design, introducing a semi-custom approach that elevates personalization to new heights. This is Baldwin, refined—offering a level of bespoke craftsmanship that allows designers with a new standard for tailored luxury, bringing the essence of fine design to every detail.





Standard Cremone Bolt in MJM with the Bethpage Knob in 076



Gramercy Lever in M01 and Modern 6" Pull in MFM



Gramercy Knurled Lever in M03, Gramercy Knob in MDM



Curved Gramercy Knurled Lever in MND, Hollywood Hills  
6" Pull in 044, Contemporary Back Plate in 260



Gramercy 12" Cabinet Pull in MGF

# How to ORDER BESPOKE MIXED-METAL CUSTOM DOOR HARDWARE



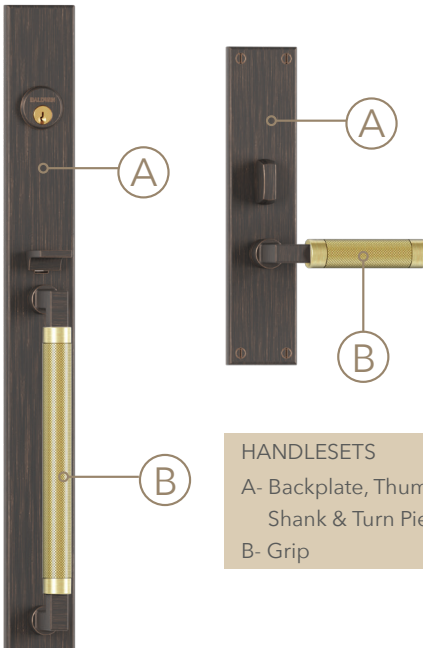
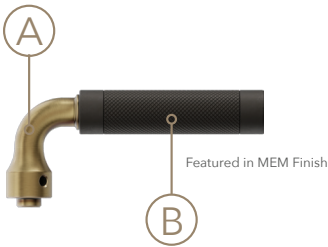
First,  
Select two distinct finishes to apply to the areas labeled A and B,  
creating a truly one-of-a-kind SKU tailored to your style.

## LEVER/DOOR PULL OPTION

A- Shank

B- Grip

\*Rose ordered separate in  
design and finish of your choice.

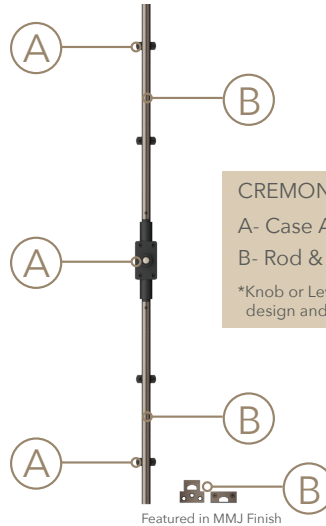


Featured in MLH Finish

## HANDLESETS

A- Backplate, Thumb Piece,  
Shank & Turn Piece

B- Grip



## CREMONE

A- Case Assembly & Guides  
B- Rod & Strikes

\*Knob or Lever ordered separate in  
design and finish of your choice.

## LEVER OPTION

A- Shank

B- Grip




Featured in MLD Finish



# How to ORDER BESPOKE MIXED-METAL CUSTOM DOOR HARDWARE

## LIFETIME PVD FINISHES



**003**  
*Lifetime (PVD)  
Polished Brass*


**044**  
*Lifetime (PVD)  
Satin Brass*

**055**  
*Lifetime (PVD)  
Polished Nickel*

**056**  
*Lifetime (PVD)  
Satin Nickel*

**076**  
*Lifetime (PVD)  
Graphite Nickel*

## LIVING FINISHES




**031**  
*Non-lacquered  
Brass*

**033**  
*Vintage Brass*

**102**  
*Oil Rubbed  
Bronze*

**402**  
*Distressed Oil  
Rubbed Bronze*

## NON-LIVING FINISHES



**050**  
*Satin Brass &  
Black*

**060**  
*Satin Brass &  
Brown*

**112**  
*Venetian Bronze*

**190**  
*Satin Black*

**260**  
*Polished  
Chrome*

Use the chart below to determine the final finish code for your custom piece.  
Our M1-M10 finishes, highlighted below, will remain available in the product portfolio with standard leadtimes.

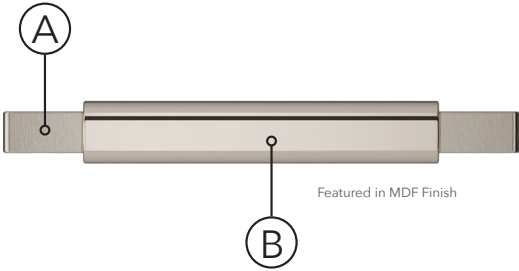
		FINISH B													
		003	031	033	044	050	055	056/150	060	076	102	112	190	260	402
		A	B	C	D	E	F	G	H	J	K	L	M	N	P
FINISH A	003	A	MAB	MAC	MAD	MAE	MAF	MAG	MAH	MAJ	MAK	MAL	MAM	MAN	MAP
	031	B	MBA	MBC	MBD	MBE	MBF	MBG	MBH	MBJ	MBK	MBL	M08	MBN	MBP
	033	C	MCA	MCB	MCD	MCE	MCF	MCG	MCH	MCJ	MCK	MCL	MCM	MCN	MCP
	044	D	MDA	MDB	MDC	MDE	MDF	MDG	MDH	MDJ	MDK	MDL	M03	MDN	MDP
	050	E	MEA	MEB	MEC	MED	MEF	MEG	MEH	MEJ	MEK	MEL	MEM	MEN	MEP
	055	F	MFA	MFB	MFC	MFD	MFE	M10	MFH	MFJ	MFK	MFL	M01	MFN	MFP
	056/150	G	MGA	MGB	MGC	MGD	MGE	M09	MGH	MGJ	MGK	MGL	M05	MGN	MGP
	060	H	MHA	MHB	MHC	MHD	MHE	MHF	MHG	MHJ	MHK	MHL	MHM	MHN	MHP
	076	J	MJA	MJB	MJC	MJD	MJE	MJF	MJG	MJH	MJK	MJL	MJM	MJN	MJP
	102	K	MKA	MKB	MKC	MKD	MKE	MKF	MKG	MKH	MKJ	MKL	MKM	MKN	MKP
	112	L	MLA	MLB	MLC	MLD	MLE	MLF	MLG	MLH	MLJ	MLK	MLM	MLN	MLP
	190	M	MMA	M07	MMC	M04	MME	M02	M06	MMH	MMJ	MMK	MML	MMN	MMP
	260	N	MNA	MNB	MNC	MND	MNE	MNF	MNG	MNH	MNJ	MNK	MNL	MNM	MNP
	402	P	MPA	MPB	MPC	MPD	MPE	MPF	MPG	MPH	MPJ	MPK	MPL	MPM	MPN

— Already Set up in Mixed-Metals

How to ORDER CABINET HARDWARE

First,  
Select two distinct finishes to apply to the areas labeled A and B,  
creating a truly one-of-a-kind SKU tailored to your style.

PULL  
A- Shank/Base  
B- Grip



003  
*Lifetime (PVD)  
Polished Brass*

031  
*Non-lacquered  
Brass*

044  
*Lifetime (PVD)  
Satin Brass*

055  
*Lifetime (PVD)  
Polished Nickel*

076  
*Lifetime (PVD)  
Graphite Nickel*



150  
*Satin Nickel*

260  
*Polished  
Chrome*

112  
*Venetian Bronze*

190  
*Satin Black*

Use the chart below to determine the final finish code for your custom piece. All cabinet hardware finish combinations are Bespoke Mixed-Metal selections.											
		FINISH B									
FINISH A			003	031	044	055	*150	076	112	190	260
			A	B	D	F	G	J	L	M	N
	003	A		MAB	MAD	MAF	MAG	MAJ	MAL	MAM	MAN
	031	B	MBA		MBD	MBF	MBG	MBJ	MBL	MBM	MBN
	044	D	MDA	MDB		MDF	MDG	MDJ	MDL	MDM	MDN
	055	F	MFA	MFB	MFD		MFG	MFJ	MFL	MFM	MFN
	*150	G	MGA	MGB	MGD	MGF		MGJ	MGL	MGM	MGN
	076	J	MJA	MJB	MJD	MJF	MJG		MJL	MJM	MJN
	112	L	MLA	MLB	MLD	MLF	MLG	MLJ		MLM	MLN
	190	M	MMA	MMB	MMD	MMF	MMG	MMJ	MML		MMN
	260	N	MNA	MNB	MND	MNF	MNG	MNJ	MNL	MNM	

\*150 is complimentary to 056  
Graphite Nickel Available in Cabinet Hardware May 31<sup>st</sup>.

## *How to* ORDER BESPOKE MIXED-METAL CUSTOM DOOR HARDWARE

### Bespoke Mixed-Metal Ordering Process

#### Finalize Your Selection

Select your desired product and finish options. For questions, contact our customer service team.

#### Sign & Return Required Form

To secure your production date, return the required order form within 72 hours. Orders will not proceed without a signed form on file. Once received, Baldwin will generate a mockup of your custom product for your approval.

#### Modifications & Cancellations

Customer has 72 hours from the time the form is signed to request any changes or cancel order. After 72 hours, cancellations will no longer be accepted. Cancellations after this period will incur charges equal to the total expenses incurred on the product.

### Mixed-Metal Finishes (M1–M10)

Our M1–M10 multi-metal finishes continue to be available across all Baldwin Mixed-Metal door hardware. These finishes follow our standard Made-to-Order lead time, shipping within 4 weeks of ordering. Orders can be placed through the standard ordering process.

### Bespoke Mixed-Metal Lead Time

Designed to your exact specifications, Bespoke Mixed-Metal pieces are semi-custom and one-of-a-kind. Due to their specialized craftsmanship, these items require a longer production time, with an estimated lead time of up to 6 weeks from the date of order placement.

### Bespoke Mixed-Metal Returns

Custom products are not returnable.


### WE'RE HERE TO HELP

To place an order or for additional questions, please contact our Customer Service Team at:  
800-437-7448 or [orders@baldwinhardware.com](mailto:orders@baldwinhardware.com)

Our team is available to assist with product selection, order processing, and any questions you may have.

L029

Gramercy Mixed Metal Lever




L030

Gramercy Knurled Mixed Metal Lever



L031

Gramercy Curved Mixed Metal Lever



L032

Gramercy Curved Knurled Mixed Metal Lever



Scan for Pricing Details

A La Carte

Finish: M01-M10 & Bespoke Mixed Metal

Item #	Description	Wt.
L029.xxx.MR	Minus Roses - pair	1.2
L029.xxx.RMR (.LMR)	Right (Left) Minus Rose - half pair	.6
L029.xxx.MRPN	Minus Roses - pair (PINNED)	1.2

NOTE: Recommend pairing this lever with our 6507.009 adaptor for 2 1/8" pre-bore doors, or 6511.009 adaptor for 1 1/2" small bore doors.

A La Carte

Finish: M01-M10 & Bespoke Mixed Metal

Item #	Description	Wt.
L030.xxx.MR	Minus Roses - pair	1.7
L030.xxx.RMR (.LMR)	Right (Left) Minus Rose - half pair	.85
L030.xxx.MRPN	Minus Roses - pair (PINNED)	1.7

NOTE: Recommend pairing this lever with our 6507.009 adaptor for 2 1/8" pre-bore doors, or 6511.009 adaptor for 1 1/2" small bore doors.

A La Carte

Finish: M01-M10 & Bespoke Mixed Metal

Item #	Description	Wt.
L031.xxx.MR	Minus Roses - pair	1.6
L031.xxx.RMR (.LMR)	Right (Left) Minus Rose - half pair	.9
L031.xxx.MRPN	Minus Roses - pair (PINNED)	1.6

NOTE: Recommend pairing this lever with our 6507.009 adaptor for 2 1/8" pre-bore doors, or 6511.009 adaptor for 1 1/2" small bore doors.

A La Carte

Finish: M01-M10 & Bespoke Mixed Metal


Item #	Description	Wt.
L032.xxx.MR	Minus Roses - pair	1.6
L032.xxx.RMR (.LMR)	Right (Left) Minus Rose - half pair	.9
L032.xxx.MRPN	Minus Roses - pair (PINNED)	1.6

NOTE: Recommend pairing this lever with our 6507.009 adaptor for 2 1/8" pre-bore doors, or 6511.009 adaptor for 1 1/2" small bore doors.

NEW



## 2579, 2581 Gramercy Mixed Metal Door Pull



Finish: M01-M10 & Bespoke Mixed Metal

Item #	Description
2579.xxx	Gramercy- 8" CTC
2581.xxx	Gramercy- 10" CTC

FEATURES: Mix any door pulls and push plates shown to create your own look.

PACKED: One pull in a box with thru bolts for 1.75" thick doors.

NOTE: For door thickness 1.825-2.25" use 6501.000.D conversion kit.

HANDICAP: Pulls designated have 1.5" minimum inside projection to meet ADA, ANSI & handicap code conditions.

## 2580, 2582 Gramercy Mixed Metal Knurled Door Pull



Finish: M01-M10 & Bespoke Mixed Metal

Item #	Description
2580.xxx	Gramercy Knurled- 8" CTC
2582.xxx	Gramercy Knurled- 10" CTC

FEATURES: Mix any door pulls and push plates shown to create your own look.

PACKED: One pull in a box with thru bolts for 1.75" thick doors.

NOTE: For door thickness 1.825-2.25" use 6501.000.D conversion kit.

HANDICAP: Pulls designated have 1.5" minimum inside projection to meet ADA, ANSI & handicap code conditions.



Scan for Pricing Details

8105 Cremone Bolt



Finish: M01-M10 & Bespoke Mixed Metal

Item #	Function
8105.xxx.R7LK (.L7LK)	Standard 7' Doors
8105.xxx.R8LK (.L8LK)	Standard 8' Doors

FEATURES: Supplied without decorative covers for guides.  
NOTE: All 7 ft. Cremone Bolts are supplied with 4 guides and 8 ft. Cremone Bolts are supplied with 6 guides.  
Customer must purchase knob or lever, separately.

All Cremone bolts are shipped without a knob or lever, please order those seperately.  
Cremone bolts are meant for interior doors and cabinets only.  
Cremone bolts are unavailable in finish 402.

8106 Ornamental Cremone Bolt



Finish: M01-M10 & Bespoke Mixed Metal

Item #	Function
8106.xxx.R7LK (.L7LK)	Ornamental 7' Doors
8106.xxx.R8LK (.L8LK)	Ornamental 8' Doors

**Ornamental Guide** Finish: 003, 031, 033, 044, 050, 055, 056, 060, 076, 102, 112, 190, 260

Item #	Function
8106.xxx	Ornamental Cremone Bolt

FEATURES: Similar to 8105 Cremone Bolts except that the guides are concealed with decorative covers for a more elegant appearance.

All Cremone bolts are shipped without a knob or lever, please order those seperately.  
Cremone bolts are meant for interior doors and cabinets only.  
Cremone bolts are unavailable in finish 402.

8107 Contemporary Cremone Bolt



Finish: M01-M10 & Bespoke Mixed Metal

Item #	Function
8107.xxx.R7LK (.L7LK)	Contemporary 7' Doors
8107.xxx.R8LK (.L8LK)	Contemporary 8' Doors

**Contemporary Guide** Finish: 003, 031, 033, 044, 050, 055, 056, 060, 076, 102, 112, 190, 260

Item #	Function
8107.xxx	Contemporary Cremone Bolt

FEATURES: Similar to 8105 Cremone Bolts except that the guides are concealed with decorative covers for a more elegant appearance.

All Cremone bolts are shipped without a knob or lever, please order those seperately.  
Cremone bolts are meant for interior doors and cabinets only.  
Cremone bolts are unavailable in finish 402.



Scan for Pricing Details

## Gramercy Full Escutcheon Handleset Emergency Egress w/ L029 Gramercy Lever



Finish: M01-M10 & Bespoke Mixed Metal

Item #	Description	Wt.
85316.xxx.RENT	Single cylinder handleset w/lever, emergency egress-RH Entry	14.1
85316.xxx.LENT	Single cylinder handleset w/lever, emergency egress-LH Entry	14.1
85316.xxx.RFD	Full dummy set with lever - RH Dummy	12
85316.xxx.LFD	Full dummy set with lever - LH Dummy	12
85316.xxx.ENTRX	Single cylinder handleset minus lever	14.2
85316.xxx.FDX	Full dummy set minus lever	11.1

NOTE: Active THK Door Kit 5399.xxx C, Dummy THK Door Kit 5399.xxx.D, & Replacement Cylinder 8031.xxx. KD22

## Gramercy Knurled Full Escutcheon Handleset Emergency Egress w/ L030 Gramercy Lever



Finish: M01-M10 & Bespoke Mixed Metal

Item #	Description	Wt.
85317.xxx.RENT	Single cylinder handleset w/lever, emergency egress-RH Entry	14.1
85317.xxx.LENT	Single cylinder handleset w/lever, emergency egress-LH Entry	14.1
85317.xxx.RFD	Full dummy set with lever - RH Dummy	12
85317.xxx.LFD	Full dummy set with lever - LH Dummy	12
85317.xxx.ENTRX	Single cylinder handleset minus lever	14.2
85317.xxx.FDX	Full dummy set minus lever	11.1

NOTE: Active THK Door Kit 5399.xxx C, Dummy THK Door Kit 5399.xxx.D, & Replacement Cylinder 8031.xxx. KD22



Scan for Pricing Details

Gramercy 20" Handleset



Finish: M01-M10 & Bespoke Mixed Metal

		Item #	Description
SET		6971.xxx.RENT (LENT)	Entrance Trim - Gramercy
		6971.xxx.RDBL (LDBL)	Double Cylinder
		6971.xxx.RFD (LFD)	Full Dummy Set
EXT		6971.xxx	Active Exterior Set
		6971.xxx.DM	Dummy Exterior Set
INTERIOR		6513.xxx.KC	Interior Escutchen - Cut for Cylinder (KC), Double Cylinder
		6513.xxx.KE**	Cut for Emergency Release (KE)
		6513.xxx.KN	Cut for Knob(KN), Passage/Dummy
		6514.xxx.KT	Interior Escutchen w/ Turn Knob (KT)
		6513.xxx.KP	Escutcheons cut for Privacy (KP)



Sets	6971.xxx.RENT (LENT)	6971.xxx.RDBL (LDBL)	6971.xxx.RFD (LFD)
Exterior Trim	6971.xxx	6971.xxx	6971.xxx
Interior Escutcheon	6514.xxx.KT	6513.xxx.KC	6513.xxx.KN
Knob/Lever	L029.xxx.LMR (RMR)	L029.xxx.LMR(RMR)	L029.xxx.LMR(RMR)
Spindle	0530.004 (2.375" Half)	0530.004 (2.375" Half)	5092.004 (1.125" Dummy)
Cylinder	8323 (1.75" Door)	8323.xxx.DBL	6761 (Dummy)
Mortise Lock	*(Lever Strength)	*	
Blocking Ring		*8440.xxx.001	



Scan for Pricing Details

Gramercy 20" Knurled Handleset



Finish: M01-M10 & Bespoke Mixed Metal

	Item #	Description
SET	6972.xxx.RENT (LENT)	Entrance Trim - Gramercy
	6972.xxx.RDBL (LDBL)	Double Cylinder
	6972.xxx.RFD (LFD)	Full Dummy Set
EXT	6972.xxx	Active Exterior Set
	6972.xxx.DM	Dummy Exterior Set
INTERIOR	6513.xxx.KC	Interior Escutchen - Cut for Cylinder (KC), Double Cylinder
	6513.xxx.KE**	Cut for Emergency Release (KE)
	6513.xxx.KN	Cut for Knob(KN), Passage/Dummy
	6514.xxx.KT	Interior Escutchen w/ Turn Knob (KT)
	6513.xxx.KP	Escutcheons cut for Privacy(KP)




Sets	6972.xxx.RENT (LENT)	6972.xxx.RDBL (LDBL)	6972.xxx.RFD (LFD)
Exterior Trim	6972.xxx	6972.xxx	6972.xxx
Interior Escutcheon	6514.xxx.KT	6513.xxx.KC	6513.xxx.KN
Knob/Lever	L030.xxx.LMR (RMR)	L030.xxx.LMR(RMR)	L30.xxx.LMR(RMR)
Spindle	0530.004 (2.375" Half)	0530.004 (2.375" Half)	5092.004 (1.125" Dummy)
Cylinder	8323 (1.75" Door)	8323.xxx.DBL	6761 (Dummy)
Mortise Lock	*(Lever Strength)	*	
Blocking Ring		*8440.xxx.001	



Scan for Pricing Details

## 4430 Gramercy Knob



MNM



Shown with optional base plate.

Finish: Bespoke Mixed Metal

Item #	Description
4430.xxx.BIN	Gramercy Knob - 1.5" d.

**NOTE:** Knob comes with optional base plate to sit below knob base to best protect soft wood cabinets. All knobs use 8-32 x 1" screws and mount on .75" thick doors/cabinets.

**PACKED:** All bags are coded with product number, description and UPC code.

## Gramercy Pull



4431  
MGF



4432  
MDM



4433  
MMB



4434  
MMG

Finish: Bespoke Mixed Metal


Item #	Description
4431.xxx.BIN	Gramercy Pull - 4"CTC x 1.34" p.
4432.xxx.BIN	Gramercy Pull - 6"CTC x 1.34" p.
4686.xxx.BIN	Gramercy Pull - 10"CTC x 1.34" p.
4433.xxx	Gramercy Pull - 12"CTC x 1.34" p.
4640.xxx	Gramercy Appliance Pull - 8" CTC
4684.xxx	Gramercy Appliance Pull - 10" CTC
4433.xxx	Gramercy Appliance Pull - 12" CTC
4434.xxx	Gramercy Appliance Pull - 18" CTC
4643.xxx	Gramercy Appliance Pull - 24" CTC

**NOTE:** 4" and 6" Pulls use 8-32 x 1" screws and mount on .75" thick doors/cabinets. 12" and 18" Pulls use 10-24 x 1.3" screws and mount on doors between .75" to 1" thick. Pulls come with optional base plates to sit beneath the pull legs. This is not required and is included for an optional design aesthetic.

**PACKED:** All bags are coded with product number, description and UPC code. 12" and 18" Pulls ship one pull and screw pack in a box, and coded with product number, description and UPC code.




Scan for Pricing Details





4623 Modern Knob



MBA


Finish: Bespoke Mixed Metal

Item #	Description
4432.xxx.BIN	Modern Knob - 1.5"d. x 1.07" p.

NOTE: Knobs use 8-32 x 1" screws and mount on .75" thick doors/cabinets.

PACKED: All boxes are coded with product number, description and UPC code.

Modern Pull



4624  
MMB



4625  
MLD

Finish: Bespoke Mixed Metal

Item #	Description
4624.xxx.BIN	Modern Pull - 4"CTC x 1.07" p.
4625.xxx.BIN	Modern Pull - 6"CTC x 1.07" p.
4688.xxx.BIN	Modern Pull - 10"CTC x 1.07" p.
4627.xxx.BIN	Modern Pull - 12"CTC x 1.07" p.

NOTE: Pulls use 8-32 x 1" screws and mount on .75" thick doors/cabinets.  
The 4624 Pull can accommodate a pre-drilled 3", 3.5" and 4" CTC widths.

PACKED: All boxes are coded with product number, description and UPC code.



Scan for Pricing Details



BALDWIN